





BUFFALO EASY-CLEAN

Buffalo EasyClean captures the refined look of vintage leather with remarkable authenticity. Its velvety, textured surface and plush fleece backing create a beautifully full, tactile feel. Designed for modern living, Buffalo EasyClean offers all the advantages of premium microfiber—easy care, exceptional durability, and impressive resilience.





Article specification:

Roll length:	~40 m	Width:	142 cm + - 2 cm
Usable width:	140 cm + - 2 cm	Weight m DIN EN 12127:	97 g + - 5 %
Thickness:	1.9 mm + - 2 %	Weight m ² DIN EN 12127:	667 g + - 5 %

Composition:

	Oberfläche EU 1007 2011:	100% Polyester
	Mittelschicht EU 1007 2011:	100% Polyester
	Grundgewebe EU 1007 2011:	100% Polyester

Product profile for upholstery fabrics in living areas | according to DIN EN 14465:2006

			category
	Abrasion test (cycles) EN ISO 12947-1,2	10.000 (loss of pile)	>45.000 (Martindale)
	Pilling test EN ISO 12945-2 (2.000 T)	5	A
	Tensile strength EN ISO 13934-1 warp: weft:	560 N 1100 N	A A
	Tear growth resistance EN ISO 13937-3 warp: weft:	74 N 96 N	A A
	Resistance seam slippage EN ISO 13936-2 warp: weft:	2.0 mm 2.0 mm	C A
	Fastness to rubbing dry EN ISO 105-X12 bright colors dark colors	4-5 4-5	A A
	Fastness to rubbing wet EN ISO 105-X12 bright colors: dark colors:	4-5 4-5	A A
	Fastness to light EN ISO 105-B02-2 bright colors: dark colors:	4 4	C C
	Permissible color tolerance DIN EN 20105-A02	min. grade 4	passed



Typical product characteristics:









Light colors show staining and denim abrasion faster and more clearly than dark colors. In combination with dark or intense shades, color migration or color transfer may occur. Dark and intense colors tend to show color abrasion. A certain degree of color fading due to exposure to light or abrasion caused by use is material-related. Pilling is unavoidable and can also occur due to the adhesion of foreign fibers. Every flat fabric will develop a nap over time. The raised surface may cause a slight, material-specific stripe effect. Changes in pile layers and seating marks are unavoidable in brushed fabrics. Snags may occur if the fabric is caught on sharp objects or Velcro fasteners. Thickened threads, knots, and foreign inclusions cannot be completely ruled out in woven fabrics. Minor color and structural deviations between different production batches are unavoidable.

Test requirements:

article:	Buffalo EasyClean	klima:	22° room temperature
color:	02 white	washing:	30° washing, without spinning

Product profil for stains:

spezification	results		remark
 pen	direct after 24 h after 1 wash after 5 washes	ok ok ok ok	distilled water used distilled water used pH-Shampoo used pH-Shampoo used
 coffee	direct after 24 h after 1 wash after 5 washes	ok ok ok ok	distilled water used pH-Shampoo used pH-Shampoo used pH-Shampoo used
 ketchup	direct after 24 h after 1 wash after 5 washes	ok ok ok ok	distilled water used pH-Shampoo used pH-Shampoo used pH-Shampoo used
 red wine	direct after 24 h after 1 wash after 5 washes	ok ok ok ok	distilled water used pH-Shampoo used pH-Shampoo used pH-Shampoo used
 mayonnaise	direct after 24 h after 1 wash after 5 washes	ok ok ok ok	distilled water used distilled water used pH-Shampoo used pH-Shampoo used
 mustard	direct after 24 h after 1 wash after 5 washes	ok ok ok ok	distilled water used distilled water used distilled water used pH-Shampoo used
 yoghurt	direct after 24 h after 1 wash after 5 washes	ok ok ok ok	distilled water used distilled water used distilled water used distilled water used
 tumeric	direct after 24 h after 1 wash after 5 washes	ok ok ok not ok	pH-Shampoo used pH-Shampoo used pH-Shampoo used complete stain removal not possible
 chocolate	direct after 24 h after 1 wash after 5 washes	ok ok ok ok	distilled water used pH-Shampoo used pH-Shampoo used pH-Shampoo used
 red fruits	direct after 24 h after 1 wash after 5 washes	ok ok ok ok	distilled water used pH-Shampoo used distilled water used pH-Shampoo used
 oil	direct after 24 h after 1 wash after 5 washes	ok ok ok ok	distilled water used distilled water used pH-Shampoo used pH-Shampoo used
 mud	direct after 24 h after 1 wash after 5 washes	ok ok ok ok	distilled water used distilled water used distilled water used distilled water used

spezification	results		remark
 wax crayon	direct after 24 h after 1 wash after 5 washes	ok ok ok ok	distilled water used distilled water used pH-Shampoo used pH-Shampoo used
 vaseline	direct after 24 h after 1 wash after 5 washes	ok ok ok ok	distilled water used pH-Shampoo used distilled water used pH-Shampoo used
 putty	direct after 24 h after 1 wash after 5 washes	ok ok ok ok	distilled water used pH-Shampoo used distilled water used pH-Shampoo used
 paint (water based)	direct after 24 h after 1 wash after 5 washes	ok not ok ok not ok	pH-Shampoo used complete stain removal not possible pH-Shampoo used complete stain removal not possible
 foundation	direct after 24 h after 1 wash after 5 washes	not ok not ok not ok not ok	complete stain removal not possible complete stain removal not possible complete stain removal not possible complete stain removal not possible
 lipstick	direct after 24 h after 1 wash after 5 washes	not ok not ok not ok not ok	complete stain removal not possible complete stain removal not possible complete stain removal not possible complete stain removal not possible
 mascara	direct after 24 h after 1 wash after 5 washes	ok ok ok ok	distilled water used distilled water used pH-Shampoo used pH-Shampoo used
 June 2023 www.eurotex2000.com			

Easy to clean with water:

For stain removal you need a white, clean and soft cotton cloth and distilled water. First you wet the stain directly on the upholstery fabric with distilled water. Proceed in the same way with the cotton cloth. Then remove the stain in circular movements and let it dry. Please do not use the cleaned area until completely dry.



CLEANING INSTRUCTIONS

Proper daily care helps preserve the beauty and longevity of your fabric. Should a spill or stain occur, our cleaning guidelines will help you restore it with ease.



For cleaning you need distilled water and a ph neutral shampoo.



You need a white, clean and soft cotton cloth. Use this to remove the stain in circular motions and allow the area to dry.




Cleaning only with the vacuum cleaner nozzle.

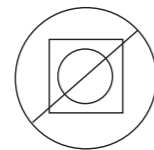
Recommended care labeling:



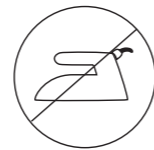
washing



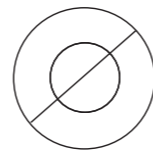
bleaching



drying



ironing



dry cleaning

Instructions for use and care:

We assume no warranty for damage caused by improper use, cleaning, care, subsequent impregnation and pets.

Cleaning instruction:

Important information and useful tips for optimum cleaning and care of your upholstery fabric can be found at www.2-clean.de. Further cleaning will have to be done by professionals who specialize in how to clean with this description.

Special equipment:



easy clean technology

Proved by:



...ausgeprüfte Möbel
supporting member
since 2011



STANDARD
100

20.0.29847
Hohenstein HTTI

www.oeko-tex.com

