





BE GLORY

Be Glory features a subtly mottled surface with a refined two-tone effect, adding visual depth and texture. The fabric offers an exceptionally soft hand, combining comfort with a sophisticated aesthetic suitable for a range of interior applications.





Article specification:

Roll length:	~30 m	Width:	145 cm + - 2 cm
Usable width:	142 cm + - 2 cm	Weight m DIN EN 12127:	866 g + - 5 %
Thickness:	2.0 mm + - 2 %	Weight m ² DIN EN 12127:	610 g + - 5 %

Zusammensetzung:

	Surface EU 1007 2011:	100% polyester
	Base EU 1007 2011:	-

Product profile for upholstery fabrics in living areas | according to DIN EN 14465:2006

			category
	Abrasion test (cycles) EN ISO 12947-1,2	>12.000 (loss of chenille)	> 40.000 (Martindale)
	Pilling test EN ISO 12945-2 (2.000 T)	4	B
	Tensile strength EN ISO 13934-1 warp: weft:	700 N 600 N	A A
	Tear growth resistance EN ISO 13937-3 warp: weft:	71 N 174 N	A A
	Resistance seam slippage EN ISO 13936-2 warp: weft:	4.0 mm 4.0 mm	A A
	Fastness to rubbing dry EN ISO 105-X12 bright colors dark colors	4-5 4-5	A A
	Fastness to rubbing wet EN ISO 105-X12 bright colors: dark colors:	4 4	A A
	Fastness to light EN ISO 105-B02-2 bright colors: dark colors:	6 6	A A
	Permissible color tolerance DIN EN 20105-A02	min. grade 4	passed

Typical product characteristics:

Light colors tend to show staining and denim abrasion faster and more clearly than dark colors. In dark and intense colors, pigment migration may occur. Pilling is unavoidable and can also occur due to the adhesion of foreign fibers. Every flat fabric will develop a nap over time, with patina and shine marks forming. Snags are expected if the fabric is caught on sharp objects. A slight stripe effect may occur due to the material characteristics. In chenille fabric, changes in pile layers (seating marks), shimmering (color shifts under different lighting angles), and flattening of the chenille effect are unavoidable. Minor color and structural deviations between production batches are unavoidable. A certain degree of fading due to exposure to light or abrasion caused by use over time is also inherent in chenille fabric.

CLEANING INSTRUCTIONS

Daily care and at-home cleaners can keep your fabric looking beautiful for years. In the case of a spill, stain, or general wear and tear, follow our tips on how to clean a fabric.



For cleaning you need distilled water and a ph neutral shampoo.




You need a white, clean and soft cotton cloth. Use this to remove the stain in circular motions and allow the area to dry.

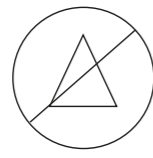


Cleaning only with the vacuum cleaner nozzle.

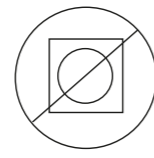
Recommended care labeling:



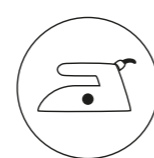
washing



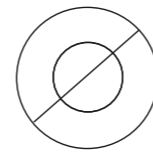
bleaching



drying



ironing



dry cleaning

Instructions for use and care:

We assume no warranty for damage caused by improper use, cleaning, care, subsequent impregnation and pets.

Cleaning instruction:

Important information and useful tips for optimum cleaning and care of your upholstery fabric can be found at www.2-clean.de. Further cleaning will have to be done by professionals who specialize in how to clean with this description.

Proved by:



...das geprüfte Möbel
supporting member
since 2011

